

1 - And all the toys
lived together happily ever
after while the cowboy had
brand new adventures.

2 - The shy dragon
finally found a friend like
himself to play with!

3 - The daddy fish found the
little boy fish and they went
back home to their anemone.

4 - The voyager found her way
home and saw her beautiful
island was green again!

5 - The two sisters, one red
headed, and one a little chilly,
became closer than ever.

6 - The little girl and
all three bears sat down to
some porridge.

7 - The tiger and his friends
used their words and were
kind to each other.

8 - And the mean old
Grinch made new friends
and had a feast!

9 - The baby rabbit fell
asleep as the daddy rabbit
told him he loved him to the
moon and back.

10 - That cat packed up his
hat and left the children's
home nice and clean when
their mom got back.

What to Do:

Print and cut apart one set for each small group.

The End of the Story

April 2020, Week 2, K5 Starter

©2020 The reThink Group, Inc. All rights reserved.

The End of the Story Leader Guide

1. *Toy Story 4*
2. *How to Train Your Dragon 3*
3. *Finding Nemo*
4. *Moana*
5. *Frozen*
6. *Goldilocks and the Three Bears*
7. *Daniel Tiger* (almost any episode!)
8. *How the Grinch Stole Christmas*
9. *Guess How Much I Love You*
10. *The Cat in the Hat*

What to Do:

Print and cut apart one set for each small group.

The End of the Story Leader Guide

April 2020, Week 2, K5 Starter

©2020 The reThink Group, Inc. All rights reserved.



What to Do:

Print one copy on cardstock for each kid.

Jellybean Bingo Sheets 1/12

April 2020, Week 2, K5 Starter

©2020 The reThink Group, Inc. All rights reserved.










What to Do:

Print one copy on cardstock for each kid.

Jellybean Bingo Sheets 2/12

April 2020, Week 2, K5 Starter

©2020 The reThink Group, Inc. All rights reserved.

			 Peter	
 John				
	 Mary Magdalene	FREE	 Pilate	
				
		 High Priest		

What to Do:

Print one copy on cardstock for each kid.

Jellybean Bingo Sheets 3/12

April 2020, Week 2, K5 Starter

©2020 The reThink Group, Inc. All rights reserved.



What to Do:

Print one copy on cardstock for each kid.

Jellybean Bingo Sheets 4/12

April 2020, Week 2, K5 Starter

©2020 The reThink Group, Inc. All rights reserved.




What to Do:

Print one copy on cardstock for each kid.

Jellybean Bingo Sheets 5/12

April 2020, Week 2, K5 Starter

©2020 The reThink Group, Inc. All rights reserved.



What to Do:

Print one copy on cardstock for each kid.

Jellybean Bingo Sheets 6/12

April 2020, Week 2, K5 Starter

©2020 The reThink Group, Inc. All rights reserved.



What to Do:

Print one copy on cardstock for each kid.

Jellybean Bingo Sheets 7/12

April 2020, Week 2, K5 Starter

©2020 The reThink Group, Inc. All rights reserved.



What to Do:

Print one copy on cardstock for each kid.

Jellybean Bingo Sheets 8/12

April 2020, Week 2, K5 Starter

©2020 The reThink Group, Inc. All rights reserved.




What to Do:

Print one copy on cardstock for each kid.

Jellybean Bingo Sheets 9/12

April 2020, Week 2, K5 Starter

©2020 The reThink Group, Inc. All rights reserved.



What to Do:

Print one copy on cardstock for each kid.

Jellybean Bingo Sheets 10/12

April 2020, Week 2, K5 Starter

©2020 The reThink Group, Inc. All rights reserved.




What to Do:

Print one copy on cardstock for each kid.

Jellybean Bingo Sheets 11/12

April 2020, Week 2, K5 Starter

©2020 The reThink Group, Inc. All rights reserved.



What to Do:

Print one copy on cardstock for each kid.

Jellybean Bingo Sheets 12/12

April 2020, Week 2, K5 Starter

©2020 The reThink Group, Inc. All rights reserved.



Peter



John




Mary Magdalene



High Priest



Pilate



What to Do:

Print on cardstock and cut apart. Make one set for each small group.

Bingo Tiles

April 2020, Week 2, K5 Starter

©2020 The reThink Group, Inc. All rights reserved.



What to Do:

Print on cardstock and cut out. Make two sets for each small group.

Upside Down Sundaes 1/6

April 2020, Week 2, K5 Starter

©2020 The reThink Group, Inc. All rights reserved.



What to Do:

Print on cardstock and cut out. Make two sets for each small group.

Upside Down Sundaes 2/6

April 2020, Week 2, K5 Starter

©2020 The reThink Group, Inc. All rights reserved.




What to Do:

Print on cardstock and cut out. Make two sets for each small group.

Upside Down Sundaes 3/6

April 2020, Week 2, K5 Starter

©2020 The reThink Group, Inc. All rights reserved.



What to Do:

Print on cardstock and cut out. Make two sets for each small group.

Upside Down Sundaes 4/6

April 2020, Week 2, K5 Starter

©2020 The reThink Group, Inc. All rights reserved.




What to Do:

Print on cardstock and cut out. Make two sets for each small group.

Upside Down Sundaes 5/6

April 2020, Week 2, K5 Starter

©2020 The reThink Group, Inc. All rights reserved.



What to Do:

Print on cardstock and cut out. Make two sets for each small group.

Upside Down Sundaes 6/6

April 2020, Week 2, K5 Starter

©2020 The reThink Group, Inc. All rights reserved.

"Don't do

anything

only

to get ahead.

Don't do it

because you are proud.

Instead,

be humble.

Value others

more than

yourselves."

Philippians 2:3, NIV

What to Do:

Print and cut apart. Make two sets for each small group.

Memory Verse Cards, NIV

April 2020, Week 2, K5 Starter

©2020 The reThink Group, Inc. All rights reserved.

"Do nothing

out of

selfish

ambition

or vain conceit.

Rather,

in humility

value

others

above

yourselves."

Philippians 2:3, NIV

What to Do:

Print and cut apart. Make two sets for each small group.

Memory Verse Cards, NIV

April 2020, Week 2, K5 Starter

©2020 The reThink Group, Inc. All rights reserved.